



Municipio de Calkini
Estado de Campeche

Estado sobre el ejercicio del presupuesto

Ramo o Dependencia /Capítulo y Concepto del gasto Al 31/dic/2014

Usu: supervisor
Rep: rptEstadoPresupuestoEgresos-UA_CP_CTO

Fecha y hora de Impresión 26/ene/2015 11:50 a.m.

Ramo o Dependencia Capítulo y Concepto del gasto	Aprobado	Ampliaciones / (Reducciones) Al 31/dic/2014	Presupuesto Vigente Al 31/dic/2014	Comprometido	Presupuesto Disponible para Comprometer	Devengado	Comprometid o No Devengado	Presupuesto Sin Devengar	Ejercido	Pagado	Cuentas por Pagar Deuda
Sin Ramo/Dependencia											
1000 SERVICIOS PERSONALES	\$69,290,368.89	-\$140,893.44	\$69,149,475.45	\$69,057,213.19	\$92,262.26	\$69,057,213.19	\$0.00	\$92,262.26	\$67,717,407.41	\$67,717,407.41	\$1,339,805.78
2000 MATERIALES Y SUMINISTRO	\$11,207,724.99	\$7,583,666.02	\$18,791,391.01	\$18,584,376.93	\$207,014.08	\$18,584,376.93	\$0.00	\$207,014.08	\$17,272,617.48	\$17,075,828.32	\$1,508,548.61
3000 SERVICIOS GENERALES	\$49,682,317.06	\$11,109,040.00	\$60,791,357.45	\$58,625,393.01	\$2,165,964.44	\$58,625,393.01	\$0.00	\$2,165,964.44	\$55,264,663.57	\$54,418,957.57	\$4,206,435.44
4000 TRANSFERENCIAS, ASIGNACIONES, SUBSIDIO	\$38,389,501.96	\$1,799,491.94	\$40,188,993.90	\$39,961,896.80	\$227,097.10	\$39,961,896.80	\$0.00	\$227,097.10	\$38,239,965.13	\$38,239,965.13	\$1,721,931.67
5000 BIENES MUEBLES, INMUEBLES E INTANGIBLES	\$1,151,599.89	-\$50,400.00	\$1,101,199.89	\$1,081,615.04	\$19,584.85	\$1,081,615.04	\$0.00	\$19,584.85	\$1,081,615.04	\$1,048,695.04	\$32,920.00
6000 INVERSIÓN PÚBLICA	\$66,713,824.47	\$16,253,744.00	\$82,967,568.47	\$80,155,978.92	\$2,811,589.55	\$77,906,958.60	\$2,249,020.32	\$5,060,609.87	\$77,906,958.60	\$77,906,958.60	\$0.00
8000 PARTICIPACIONES Y APORTACIONES	\$126,582.00	-\$64,000.00	\$62,582.00	\$62,275.00	\$307.00	\$62,275.00	\$0.00	\$307.00	\$62,275.00	\$62,275.00	\$0.00
9000 DEUDA PÚBLICA	\$5,043,522.74	\$2,913,557.26	\$7,957,080.00	\$7,957,080.00	\$0.00	\$7,957,080.00	\$0.00	\$0.00	\$7,957,080.00	\$7,957,080.00	\$0.00
Sin Ramo/Dependencia	\$241,605,442.00	\$39,404,206.00	\$281,009,648.17	\$275,485,828.89	\$5,523,819.28	\$273,236,808.57	\$2,249,020.32	\$7,772,839.60	\$265,502,582.23	\$264,427,167.07	\$8,809,641.50
Total Final	\$241,605,442.00	\$39,404,206.00	\$281,009,648.17	\$275,485,828.89	\$5,523,819.28	\$273,236,808.57	\$2,249,020.32	\$7,772,839.60	\$265,502,582.23	\$264,427,167.07	\$8,809,641.50


 PROF: VÍCTOR H. BALTAZAR RODRIGUEZ
 PRESIDENTE MUNICIPAL


 LIC: FERNANDO ISABEL CANUL HERRERA
 TESORERO MUNICIPAL

ING: IRVING ISRAEL CAMAL BALAN
 SINDICO DE HACIENDA

Municipio de Calkini
Estado de Campeche
Estado sobre el ejercicio del presupuesto
Ente Público/ Clasificación Económica Al 31/dic/2014

Fecha y hora de Impresión | 26/ene/2015
11:55 a.m.

Usu: supervisor
Rep: rptEstadoPresupuestoEgresos_CL

Ente Público Clasificación Económica	Aprobado	Ampliaciones / (Reducciones) Al 31/dic/2014	Presupuesto Vigente Al 31/dic/2014	Comprometido	Presupuesto Disponible para Comprometer	Devengado	Comprometid o No Devengado	Presupuesto Sin Devengar	Ejercido	Pagado	Cuentas por Pagar Deuda
1 Gasto Corriente	\$168,696,494.90	\$20,287,304.00	\$188,983,799.81	\$186,291,154.93	\$2,692,644.88	\$186,291,154.93	\$0.00	\$2,692,644.88	\$178,556,928.59	\$177,514,433.43	\$8,776,721.50
2 Gasto de Capital	\$67,866,424.36	\$16,203,344.00	\$84,068,768.36	\$81,237,593.96	\$2,831,174.40	\$78,988,573.64	\$2,249,020.32	\$5,080,194.72	\$78,988,573.64	\$78,955,653.64	\$32,920.00
3 Amortización de la deuda y disminución de pasivos	\$5,043,522.74	\$2,913,557.26	\$7,957,080.00	\$7,957,080.00	\$0.00	\$7,957,080.00	\$0.00	\$0.00	\$7,957,080.00	\$7,957,080.00	\$0.00
Total	\$241,605,442.00	\$39,404,206.00	\$281,009,648.17	\$275,485,828.89	\$5,523,819.28	\$273,236,808.57	\$2,249,020.32	\$7,772,839.60	\$265,502,582.23	\$264,427,167.07	\$8,809,641.50



PROF: VICTOR H. BALTAZAR RODRIGUEZ

PRESIDENTE MUNICIPAL

ING: IRVING ISRAEL CAMAL BALAN

SINDICO DE HACIENDA

LIC: FERNANDO ISRAEL CANUL HERRERA

TESORERO MUNICIPAL

Municipio de Calkini
Estado de Campeche
Estado sobre el ejercicio del presupuesto
Ramo o Dependencia /Unidad Responsable Al 31/dic/2014

Fecha y hora de Impresión | 26/ene/2015
11:58 a.m.

Usu: supervisor
Rep: rptEstadoPresupuestoEgresos_DP_UA

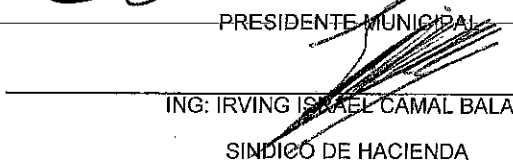
Ramo o Dependencia/ Unidad Responsable	Aprobado	Ampliaciones / (Reducciones) Al 31/dic/2014	Presupuesto Vigente Al 31/dic/2014	Comprometido	Presupuesto Disponible para Comprometer	Devengado	Comprometid o No Devengado	Presupuesto Sin Devengar	Ejercido	Pagado	Cuentas por Pagar Deuda
Sin Ramo/Dependencia											
08 ADMINISTRACION	\$5,228,775.58	\$133,400.00	\$5,362,175.58	\$5,312,315.64	\$49,859.92	\$5,312,315.64	\$0.00	\$49,859.92	\$4,857,115.83	\$4,824,195.83	\$488,119.81
20 AGUA POTABLE	\$5,493,030.57	\$416,106.00	\$5,909,136.57	\$5,877,567.40	\$31,579.17	\$5,877,567.40	\$0.00	\$31,579.17	\$5,530,182.17	\$5,526,829.33	\$350,728.07
30 ALBERGUES	\$511,447.87	\$0.00	\$511,447.87	\$511,397.00	\$50.87	\$511,397.00	\$0.00	\$50.87	\$511,397.00	\$511,397.00	\$0.00
01 CABILDO	\$9,579,711.67	\$38,913.00	\$9,618,624.67	\$9,586,944.59	\$31,680.08	\$9,586,944.59	\$0.00	\$31,680.08	\$8,639,693.39	\$8,639,693.39	\$947,261.20
22 CATASTRO	\$996,081.42	-\$6,467.44	\$989,613.98	\$945,999.76	\$43,614.22	\$945,999.76	\$0.00	\$43,614.22	\$911,630.45	\$908,353.67	\$37,646.09
17 CENTRO DE EMERGENCIA MPAL.	\$1,300,933.58	\$5,150.00	\$1,306,083.58	\$1,299,008.84	\$7,074.74	\$1,299,008.84	\$0.00	\$7,074.74	\$1,282,040.02	\$1,266,253.44	\$32,755.40
04 CONTRALORIA	\$1,532,567.33	\$6,445,475.72	\$7,978,043.05	\$5,869,307.00	\$2,108,736.05	\$5,869,307.00	\$0.00	\$2,108,736.05	\$5,867,378.00	\$5,867,378.00	\$1,929.00
28 CULTURA DEL AGUA	\$126,582.00	-\$64,000.00	\$62,582.00	\$62,275.00	\$307.00	\$62,275.00	\$0.00	\$307.00	\$62,275.00	\$62,275.00	\$0.00
18 D.I.F.	\$4,595,518.95	\$0.00	\$4,595,518.95	\$4,587,666.44	\$7,852.51	\$4,587,666.44	\$0.00	\$7,852.51	\$4,587,666.44	\$4,587,666.44	\$0.00
19 DESARROLLO RURAL, SOCIAL Y ECONOMICO	\$6,677,712.99	\$594,933.94	\$7,272,646.93	\$7,253,813.40	\$18,833.53	\$7,253,813.40	\$0.00	\$18,833.53	\$5,815,979.94	\$5,815,979.94	\$1,437,833.46
21 DEUDA PUBLICA	\$5,043,522.74	\$2,913,557.26	\$7,957,080.00	\$7,957,080.00	\$0.00	\$7,957,080.00	\$0.00	\$0.00	\$7,957,080.00	\$7,957,080.00	\$0.00
10 EDUCACION CULTURA Y DEPORTE	\$20,208,469.57	\$1,393,700.00	\$21,602,169.57	\$21,553,207.20	\$48,962.37	\$21,553,207.20	\$0.00	\$48,962.37	\$21,078,730.41	\$20,500,665.39	\$1,052,541.81
15 FISM	\$55,486,622.00	-\$138,313.00	\$55,348,309.00	\$55,253,546.35	\$94,762.65	\$54,954,367.12	\$299,179.23	\$393,941.88	\$54,954,367.12	\$54,954,367.12	\$0.00
16 FORTAMUN	\$24,375,813.00	\$3,785,290.90	\$28,161,103.90	\$26,028,367.03	\$2,132,736.87	\$26,028,367.03	\$0.00	\$2,132,736.87	\$26,028,367.03	\$25,965,359.23	\$63,007.80
09 GOBERNACION	\$1,377,590.93	-\$156,900.00	\$1,220,690.93	\$1,205,071.87	\$15,619.26	\$1,205,071.87	\$0.00	\$15,619.26	\$1,192,814.36	\$1,192,814.36	\$12,257.31
26 INFRAEST. VIAL	\$252,500.01	\$0.00	\$252,500.01	\$252,309.86	\$190.15	\$252,309.86	\$0.00	\$190.15	\$252,309.86	\$252,309.86	\$0.00
14 JUNTAS Y COMISARIAS MUNICIPALES	\$22,013,430.50	\$2,421,291.94	\$24,434,722.44	\$24,428,252.65	\$6,469.79	\$24,428,252.65	\$0.00	\$6,469.79	\$24,289,820.98	\$24,289,820.98	\$138,431.67
06 OBRAS PUBLICAS	\$16,458,297.85	\$13,087,972.56	\$29,546,270.41	\$29,061,105.04	\$485,165.37	\$27,111,263.95	\$1,949,841.09	\$2,435,006.46	\$27,102,055.55	\$27,102,055.55	\$9,208.40
12 PENSIONADOS	\$2,410,887.49	-\$68,000.00	\$2,342,887.49	\$2,341,381.90	\$1,505.59	\$2,341,381.90	\$0.00	\$1,505.59	\$2,341,381.90	\$2,341,381.90	\$0.00
11 PLANEACION	\$1,841,328.33	\$75,685.00	\$1,917,013.33	\$1,901,489.50	\$15,523.83	\$1,901,489.50	\$0.00	\$15,523.83	\$1,879,323.50	\$1,879,323.50	\$22,166.00
02 PRESIDENCIA	\$5,585,923.50	-\$286,436.00	\$5,299,487.50	\$5,273,723.76	\$25,763.74	\$5,273,723.76	\$0.00	\$25,763.74	\$5,052,259.07	\$5,016,865.35	\$256,858.41
23 PROCAPI	\$200,000.00	\$200,000.00	\$400,000.00	\$200,000.00	\$200,000.00	\$200,000.00	\$0.00	\$200,000.00	\$200,000.00	\$200,000.00	\$0.00
29 PRODDER	\$127,500.00	\$0.00	\$127,500.00	\$127,500.00	\$0.00	\$127,500.00	\$0.00	\$0.00	\$127,500.00	\$127,500.00	\$0.00
03 SECRETARIA	\$15,211,928.23	\$554,100.00	\$15,766,028.23	\$15,724,696.18	\$41,332.05	\$15,724,696.18	\$0.00	\$41,332.05	\$14,374,681.64	\$14,137,358.92	\$1,587,337.26
13 SEGURIDAD PUBLICA Y TTO. MPAL.	\$11,309,330.95	\$708,786.28	\$12,018,117.23	\$11,974,201.51	\$43,915.72	\$11,974,201.51	\$0.00	\$43,915.72	\$11,778,951.23	\$11,689,405.53	\$284,795.98
07 SERVICIOS PUBLICOS	\$16,658,183.64	\$6,879,777.29	\$23,537,960.93	\$23,462,713.69	\$75,247.24	\$23,462,713.69	\$0.00	\$75,247.24	\$21,694,150.49	\$21,676,546.49	\$1,786,167.20
05 TESORERIA	\$7,001,751.32	\$470,182.72	\$7,471,934.04	\$7,434,897.48	\$37,036.56	\$7,434,897.48	\$0.00	\$37,036.56	\$7,135,430.85	\$7,134,290.85	\$300,806.63
Sin Ramo/Dependencia	\$241,605,442.00	\$39,404,206.17	\$281,009,648.17	\$275,485,828.89	\$5,523,819.28	\$273,236,808.57	\$2,249,020.32	\$7,772,839.60	\$265,502,582.23	\$264,427,167.07	\$8,809,641.50
Total Final	\$241,605,442.00	\$39,404,206.17	\$281,009,648.17	\$275,485,828.89	\$5,523,819.28	\$273,236,808.57	\$2,249,020.32	\$7,772,839.60	\$265,502,582.23	\$264,427,167.07	\$8,809,641.50

Ramo o Dependencia/ Unidad Responsable	Aprobado	Ampliaciones / (Reducciones) Al 31/dic/2014	Presupuesto Vigente Al 31/dic/2014	Comprometido	Presupuesto Disponble para Comprometer	Devengado	Comprometid o No Devengado	Presupuesto Sin Devengar	Ejercido	Pagado	Cuentas por Pagar Deuda
---	----------	---	--	--------------	--	-----------	----------------------------------	-----------------------------	----------	--------	-------------------------------




PROF. VÍCTOR H. BALTAZAR RODRIGUEZ

PRESIDENTE MUNICIPAL



ING: IRVING ISRAEL CAMAL BALAN

SINDICO DE HACIENDA



LIC: FERNANDO ISABEL CANUL HERRERA


TESORERO MUNICIPAL



Ramo o Dependencia Función a segundo y tercer dígito	Ampliaciones / (Reducciones) Aprobado Al 31/dic/2014	Presupuesto Vigente Al 31/dic/2014	Comprometido	Presupuesto Disponible para Comprometer	Devengado	Comprometido No Devengado	Presupuesto Sin Devengar	Ejercido	Pagado	Cuentas por Pagar Deuda	
Sin Ramo/Dependencia											
00 GOBIERNO	\$185,666,319.99	\$22,051,55...	\$207,717,874.16	\$205,062,089.01	\$2,655,785.15	\$203,112,247.92	\$1,949,841.09	\$4,605,626.24	\$195,378,021.58	\$194,302,606.42	\$8,809,641.50
00 ASUNTOS FINANCIEROS Y HACENDARIOS	\$185,666,319.99	\$22,051,55...	\$207,717,874.16	\$205,062,089.01	\$2,655,785.15	\$203,112,247.92	\$1,949,841.09	\$4,605,626.24	\$195,378,021.58	\$194,302,606.42	\$8,809,641.50
10 Asuntos Financieros	\$185,666,319.99	\$22,051,55...	\$207,717,874.16	\$205,062,089.01	\$2,655,785.15	\$203,112,247.92	\$1,949,841.09	\$4,605,626.24	\$195,378,021.58	\$194,302,606.42	\$8,809,641.50
00 DESARROLLO SOCIAL	\$55,939,122.01	\$17,352,65...	\$73,291,774.01	\$70,423,739.88	\$2,868,034.13	\$70,124,560.65	\$299,179.23	\$3,167,213.36	\$70,124,560.65	\$70,124,560.65	\$0.00
00 OTROS ASUNTOS SOCIALES	\$55,939,122.01	\$17,352,65...	\$73,291,774.01	\$70,423,739.88	\$2,868,034.13	\$70,124,560.65	\$299,179.23	\$3,167,213.36	\$70,124,560.65	\$70,124,560.65	\$0.00
10 Otros Asuntos Sociales	\$55,939,122.01	\$17,352,65...	\$73,291,774.01	\$70,423,739.88	\$2,868,034.13	\$70,124,560.65	\$299,179.23	\$3,167,213.36	\$70,124,560.65	\$70,124,560.65	\$0.00
Sin Ramo/Dependencia	\$241,605,442.00	\$39,404,20...	\$281,009,648.17	\$275,485,828.89	\$5,523,819.28	\$273,236,808.57	\$2,249,020.32	\$7,772,839.60	\$265,502,582.23	\$264,427,167.07	\$8,809,641.50
Total Final	\$241,605,442.00	\$39,404,20...	\$281,009,648.17	\$275,485,828.89	\$5,523,819.28	\$273,236,808.57	\$2,249,020.32	\$7,772,839.60	\$265,502,582.23	\$264,427,167.07	\$8,809,641.50


 PROF. VICTOR H. BALTAZAR RODRIGUEZ
 PRESIDENTE MUNICIPAL


 LIC. FERNANDO ISRAEL CANUL HERRERA
 TESORERO MUNICIPAL


 ING. IRVIN ISRAEL CAMAL BALAN
 SINDICO DE HACIENDA